

Contact Us:
(210) 310-7000
www.lancerworldwide.com

LANCER
A HOSHIZAKI Company

**EXPLORE RELIABLE
VALVE TECHNOLOGY**

**EASILY ADJUST THE FLOW RATE
WITH COMMON TOOLING, FOR
*the perfect ratio***

Our ratio remains stable for an impressive 1 million cycles, delivering up to 10 years of consistent, high-quality drink ratios.





STABILITY

Maintain stable syrup-to-water ratios, even when operating under fluctuating pressures.

FEWER COMPONENTS

Fewer parts than most competitors, which reduces complexity during assembly and maintenance.

USER FRIENDLY ACCESS

Easy front access and more tool variability for adjustments, making it more user-friendly.

VALVE Performance

Regular flow: 3.0 oz/sec; high flow: 4.5 oz/sec




EXTENSIVE TESTING

Our valves have passed extensive life cycle and pressure tests, ensuring reliable performance under demanding conditions.

REDUCED MAINTENANCE

Our robust design and fewer failure points result in lower maintenance needs, reduced operational costs, and less downtime.

EXPLORE ACTIVATION STYLES

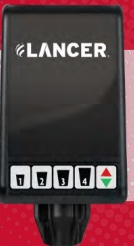


PUSH BUTTON

RELIABLE CONTROL WITH A SINGLE PRESS


PORTION CONTROL

POURS THE PERFECT PORTION



CREW SERVE

SPACE-SAVING FOR BACKROOM EFFICIENCY



EASY FILL

AUTO-STOP WHEN DRINK REACHES TOP



SELF SERVE

CUSTOMER-FRIENDLY SELF-SERVE SOLUTION

